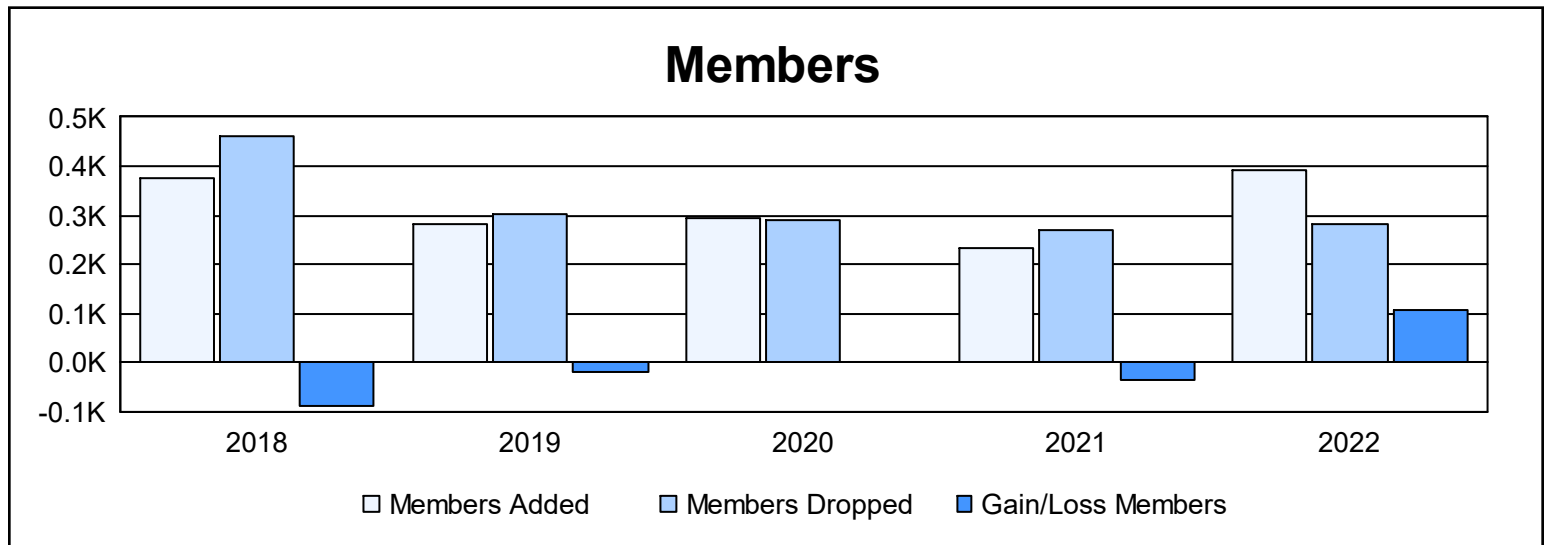
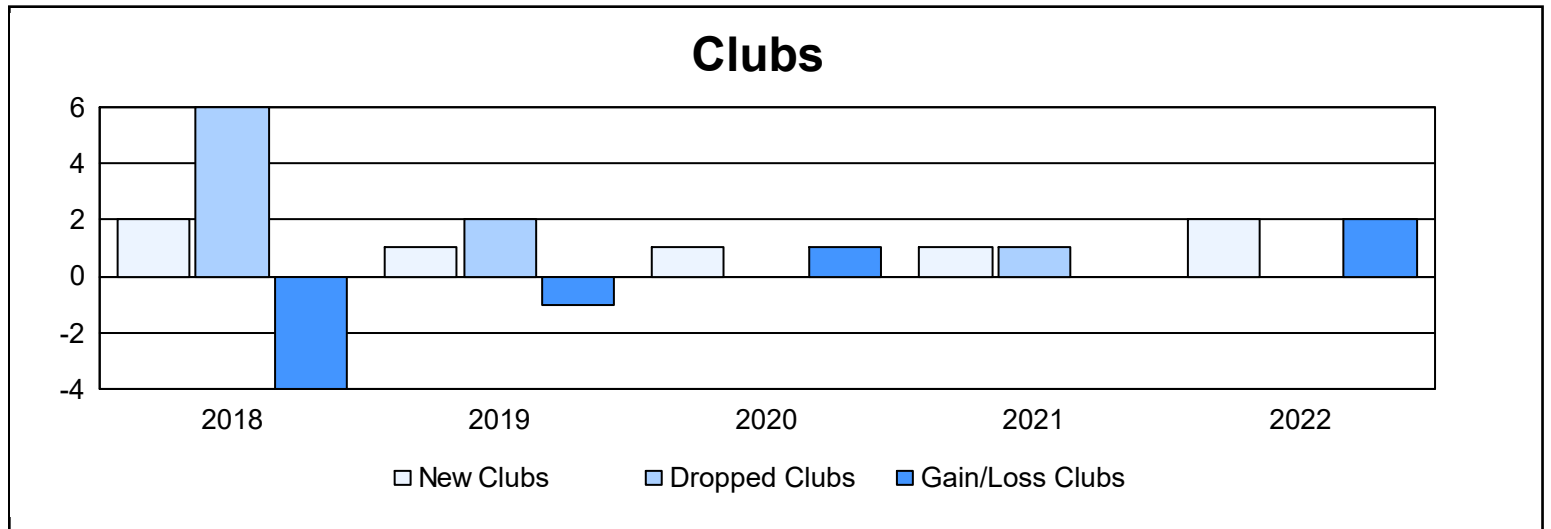
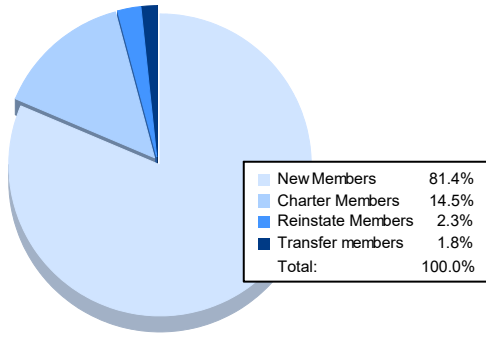


Year	New Clubs	Dropped Clubs	Gain/ Loss Clubs	New Members	Charter Members	Reinstate Members	Transfer Members	Total Member Added	Total Members Dropped	Gain/ Loss Members
2017-2018	2	6	-4	260	61	31	22	374	463	-89
2018-2019	1	2	-1	182	86	6	9	283	301	-18
2019-2020	1	0	1	237	25	20	11	293	290	3
2020-2021	1	1	0	190	28	8	8	234	270	-36
2021-2022	2	0	2	319	57	9	7	392	284	108
<b>Average</b>	<b>1</b>	<b>2</b>	<b>0</b>	<b>238</b>	<b>51</b>	<b>15</b>	<b>11</b>	<b>315</b>	<b>322</b>	<b>-6</b>



### Membership Composition June 2022 Cumulative



### Gender Composition June 2022 Cumulative

